

































TUBULAR HEADWEAR

WWW.ZUBWEAR.COM

HOW-TO-WEAR INSTRUCTIONS

| | | | | | |
|---|---|---|---|--|---|
| <p>PIRATE IT.</p>  |  <p>1. turn inside out</p> |  <p>2. pull</p> |  <p>3. tighten knot</p> |  <p>pirate</p> |  |
| <p>SAHARA IT.</p>  |  <p>1. turn inside out</p> |  <p>2. place over forehead</p> |  <p>3. pull top end back behind head</p> |  <p>sahara</p> |  |
| <p>CAP IT.</p>  |  <p>1. turn inside out</p> |  <p>2. twist 3X</p> |  <p>3. flip twisted half over the other</p> |  <p>skull cap</p> |  |
| <p>ZÜBDANA IT.</p>  |  <p>1. pull end through</p> |  <p>2. half-fold</p> |  <p>3. tuck 2X</p> |  <p>zübdana</p> |  |
| <p>BALACLAVA IT.</p>  |  <p>1. from neckerchief style, pull back end over forehead</p> |  <p>2. full mask</p> |  <p>3. pinch 2" down on neck, then pull over nose</p> |  <p>balaclava</p> |  |

POPULAR USES

| | | | | | |
|--|--|--|--|---|--|
|  balaclava |  skull cap |  face mask |  pirate |  alice band |  scarf |
|  sahara |  neckerchief |  hairband |  zübdana |  earband |  foulard |

COMFORTABLE • VERSATILE • WICKABLE • BREATHABLE • WIND RESISTANT